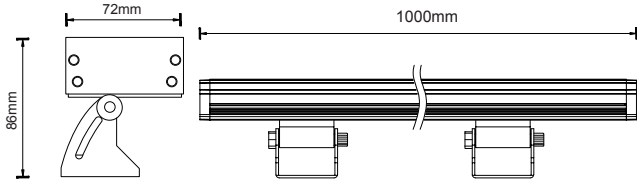


XL marlin Lighting

Exterior Wall Washer Lighting (OLWWYS118) Installation Instruction

The user: thank you for your purchase use this product, read this instruction manual before usage

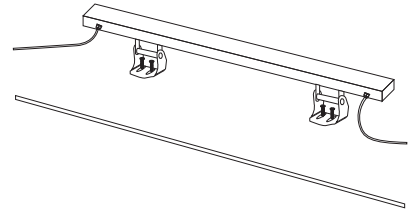
- 1.Model: OLWWYS118
- 2.Rated Voltage: AC240V/DC24V
- 3.Rated Power : 60W-72W-80W
- 4.IP Grade: IP66
- 5.Insulation protection level: Class I
- 6.Operating Temperature:-30~50°C



- Always disconnect the power supply before installing or performing any maintenance operations.
- Installation should be carried out by a suitably qualified person in accordance with good electrical practice and the appropriate national wiring regulations.
- These luminaires are widely used in commercial lighting, home decoration lighting, art gallery and museums.
- Only can be touched after 3 minutes later when power off, so as to avoid burns.
- Dismantling and refit are forbidden
- Installation on inflammables is forbidden.

If the external flexible cable or cord of this luminaire is damaged, it shall be exclusively replaced by the manufacturer or his service agent or a similar qualified person in order to avoid a hazard.

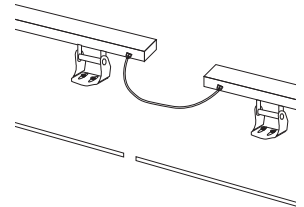
- 1.Place the LED Wall Washer at the required locations and aim them according to your lighting design.



2. Adjust the rotary angle to required angle.



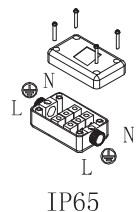
3. Connect the cable connectors of two fixtures in parallel circuit for those wall washers nearby with 22 pcs at max,and recommended to be 8 pcs as a group.



4. Connect the fist LED Wall Washer into power outlets with the provided input cable accessories, and this input wires should be put indoor or use the waterproof IP65 at least connector for the connecting.



indicate same protection class IP 65 junction box .



5. Lock the cable connector of the last one LED Wall Washer with the provided end cap.

6. Connect the power supply, light up the lamp.

The light source of this luminaire is not replaceable; when the source reaches its end of life the whole luminaire shall be replaced

Welcome you again to buy our products