

XL marlin Lighting

MAGNETIC - Flood Light

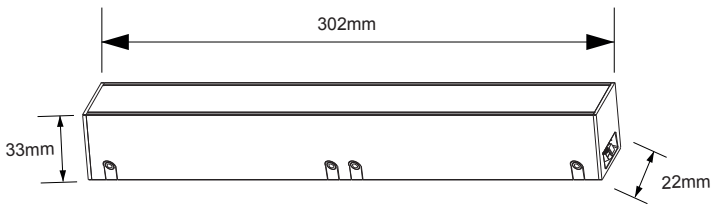
Model: XLMTFX



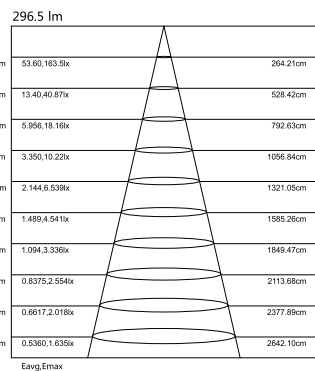
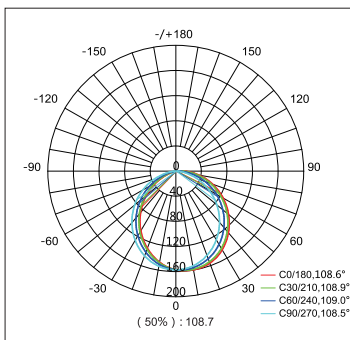
General Data

Model	XLMTFXA300	XLMTFXB300
System Watts	10W	
Beam angle	110°	30°/60°
Lamp Lumens	75-80lm/w	
Dimensions mm	302x22x33mm	
Lamp Type	SMD	
CRI	≥90	
Lamp Life	50000 hrs	
IP Rating	20	
Input voltage (V)	48V-50/60Hz	
Body Color	White/black	
CCT	3000K/4000K	

Dimensions



Photometric Data



APPLICATIONS

Ideal for application where comfort and nice atmosphere is required. Its widely applied to retail lighting and other high-end commercial areas.

PRODUCT DESCRIPTION

10W Magnetic Flood / Grille. Easy installation and removal from track. Optimal thermal dissipation. CCT, 3000K, 4000K, and multiple beam angles.

FIXTURE CONSTRUCTION

Made of die cast aluminum body and heat sink and aluminum reflector. The adaptor locks the Flood / Grille positively to the track, LED light source. comes in white, black.

XLMTFXA300 White Options

Part Number	CCT	B. angle
XLMTFXA300C3B110WH	3000 K	110°
XLMTFXA300C4B110WH	4000 K	110°

XLMTFXA300 Black Options

Part Number	CCT	B. angle
XLMTFXA300C3B110BL	3000 K	110°
XLMTFXA300C4B110BL	4000 K	110°

XLMTFXB300 White Options

Part Number	CCT	B. angle
XLMTFXB300C3B30WH	3000 K	30°
XLMTFXB300C4B30WH	4000 K	30°
XLMTFXB300C3B60WH	3000 K	60°
XLMTFXB300C4B60WH	4000 K	60°

XLMTFXB300 Black Options

Part Number	CCT	B. angle
XLMTFXB300C3B30BL	3000 K	30°
XLMTFXB300C4B30BL	4000 K	30°
XLMTFXB300C3B60BL	3000 K	60°
XLMTFXB300C4B60BL	4000 K	60°

