

Model: OLSSL25W



General Data

Power	25 Watts
LED type	1 PC COB LED 25W
Luminous flux	2064 lm
CCT	3000K or 4000K as standard. Different CCT upon request.
CRI	80+
Beam angle	18° 24° 36° 60°
Dimension	Ø102x458mm
Cut out dia.	/
Lamp Life	50000 hrs
SDCM	≤5
Oper. Temp.	-20-40°C
Certifications	CE, RoHS

Construction Data

IP rating	IP65 Waterproof
IK rating	IK04
Housing	Die-casting Aluminum body
Glass	Clear tempered glass; with Anti-glare
Cable Gland	PG7 IP67
Gasket	silicone strip seal

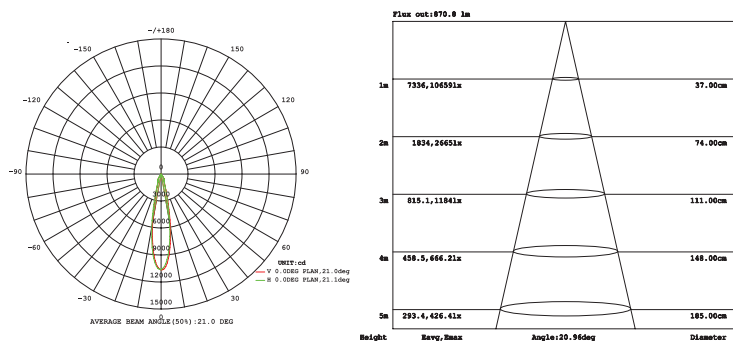
Electrical Data

Input voltage	110-240V/50-60Hz
Insulation class	Class I
Cable	3*1mm ² wire

Accessories

Spike PVC spike (Standard)

Photometric Data



APPLICATIONS

These luminaires are designed using weatherproof and non-corrosive materials, widely used in exterior applications, such as lighting architectural features, landscape features, gardens, parks, footpaths etc.

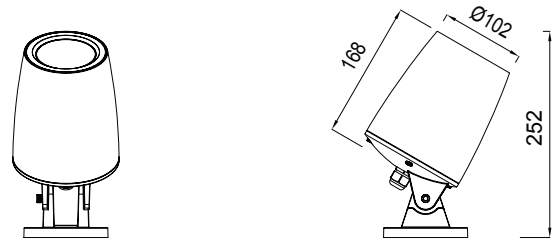
PRODUCT DESCRIPTION

Projector luminaire for outdoor installation, aluminium body, Glass diffuser, stainless steel screws, available with the flexibility of spike mounting for landscape installation. Low power CREE COB LED, IP67 rating.

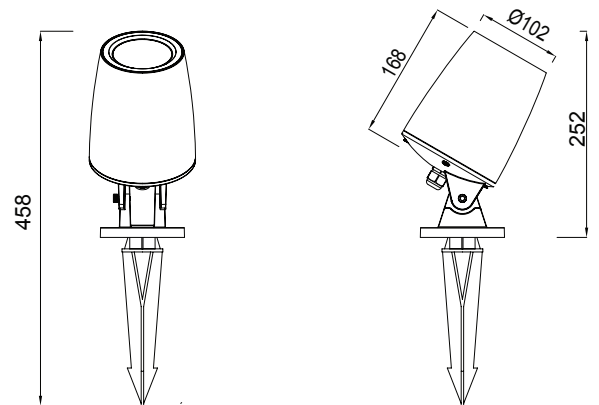
FIXTURE CONSTRUCTION

Die-casting Aluminum body, Clear tempered glass. Built-in high voltage constant current driver with transformer high loading capacity, silicone gasket and cable gland for waterproof PG7 IP67

Dimension Drawing



Stand Alone



With Spike

Lamp Options

Part Number	CCT	Beam angle
OLSSL25WC3B18	3000 K	18°
OLSSL25WC4B18	4000 K	18°
OLSSL25WC3B24	3000 K	24°
OLSSL25WC4B24	4000 K	24°
OLSSL25WC3B36	3000 K	36°
OLSSL25WC4B36	4000 K	36°
OLSSL25WC3B60	3000 K	60°
OLSSL25WC4B60	4000 K	60°