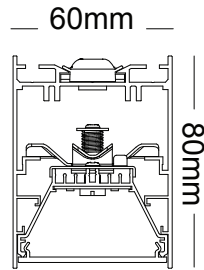


# XL marlin Lighting

## Continuous/Single Direct Lighting Linear Profile ( XLLDL) Installation Instruction

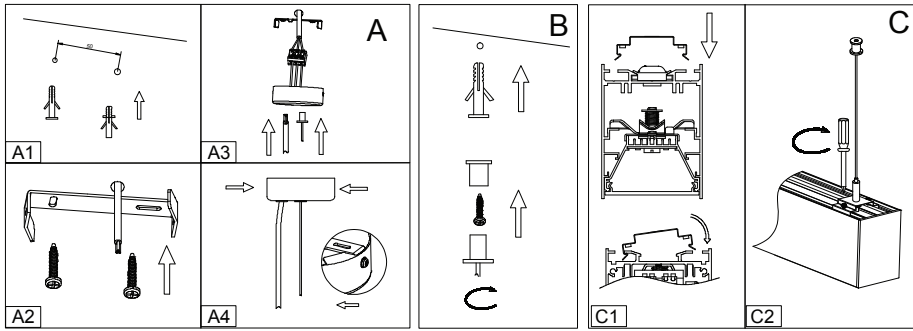
The user: thank you for your purchase use this product, read this instruction manual before usage

1. Model: XLLDL
2. Rated Voltage: AC200-240V, 50/60Hz
3. Rated Power: 21W/27W/53
4. IP Grade: IP20

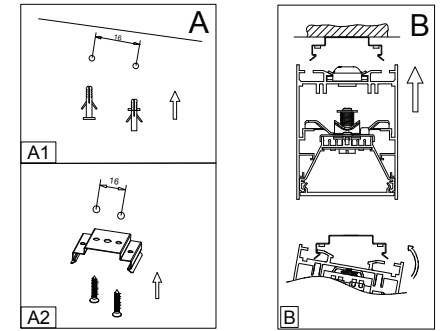


- Always disconnect the power supply before installing or performing any maintenance operations.
- Installation should be carried out by a suitably qualified person in accordance with good electrical practice and the appropriate national wiring regulations.
- These luminaires are widely used in commercial lighting, home decoration lighting, art gallery and museums.
- Only can be touched after 3 minutes later when power off, so as to avoid burns.
- Dismantling and refit are forbidden.
- Installation on inflammables is forbidden.

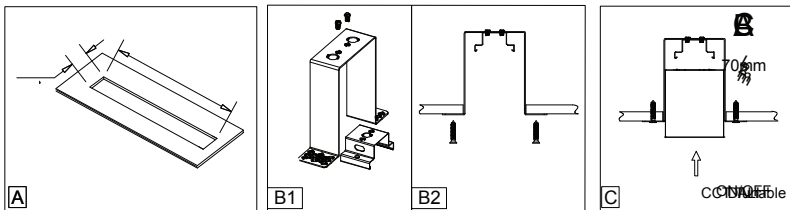
### 1. Pendant



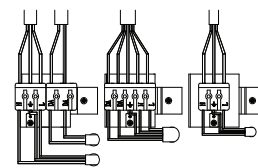
### 2. Surface Mounting



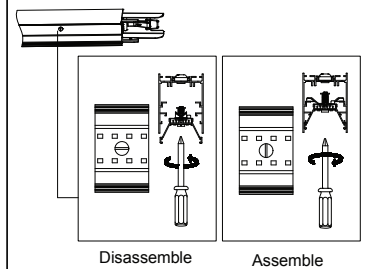
### 3. Recessed



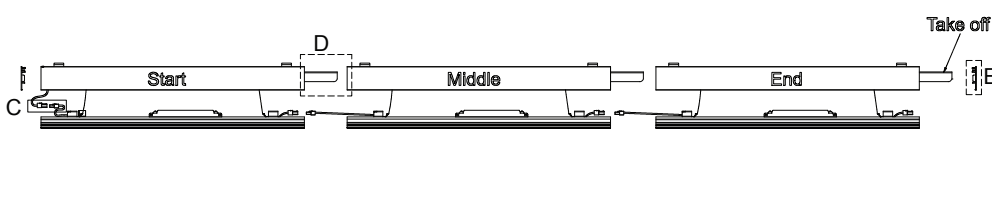
### wiring diagram



### Continuous Attachment



### Continuous Row



If the external flexible cable or cord of this luminaire is damaged, it shall be exclusively replaced by the manufacturer or his service agent or a similar qualified person in order to avoid a hazard.

The light source of this luminaire is not replaceable; when the source reaches its end of life the whole luminaire shall be replaced

Welcome you again to buy our products