


Model: XLCL270CL
Weatherproof-Ceiling



General Data

Lamp Type	SMD2835
System Watts	20 W
Lumens	1800 lm
Lamp Life	50000 hrs
CRI	>80 Ra
Beam Angle	120°
IP Rating	IP65
Voltage	220-240V
CCT	3000/6500K
Oper. temp.	-20 to +40
Dimension	270x270x75

Construction Data

IP rating	IP 65 Outdoor
Housing	PC housing
Protection finishing	/
Glass	PC cover
Loading capacity	/
Cable Gland	IP65
Gasket	Silicone rubber gasket

Electrical Data

Input voltage	220-240V
Cable	/

Accessories

Mounted Accessory	/
Clip	/

APPLICATIONS

Ideal for general lighting indoors or outdoors, commercial and residential applications.

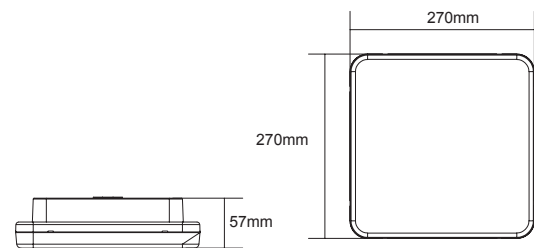
PRODUCT DESCRIPTION

Surface mounted or suspended mounted LED Weatherproof Injection for PC housing and PC cover, offering IP65 protection against moisture and dust.

FIXTURE CONSTRUCTION

PC housing and PC cover locked by screws, vandal proof.

Dimension Drawing

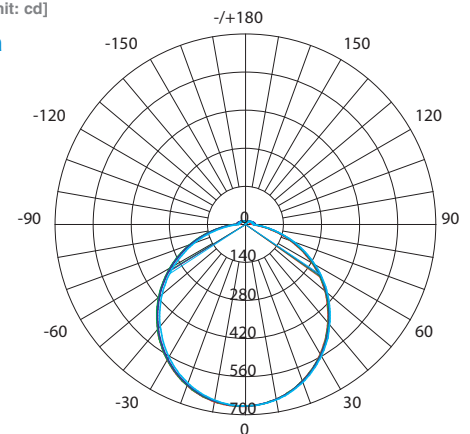


Lamp Options

Part Number	CCT
XLCL270CL3	3000 K
XLCL270CL65	6500 K

Light Distribution Curve [Unit: cd]

Photometric Data



Beam angle

1m	190. 1, 668. 91 x	302. 08cm
2m	47. 51, 167. 21 x	604. 15cm
3m	21. 12, 74. 321 x	906. 23cm
4m	11. 88, 41. 811 x	1208. 30cm
5m	7. 602, 26. 761 x	1510. 38cm
6m	5. 279, 18. 581 x	1812. 45cm
7m	3. 879, 13. 651 x	2114. 53cm
8m	2. 970, 10. 451 x	2416. 61cm
9m	2. 346, 8. 2581 x	2718. 68cm
10m	1. 901, 6. 6891 x	3020. 76cm