


Model: XLLS7595

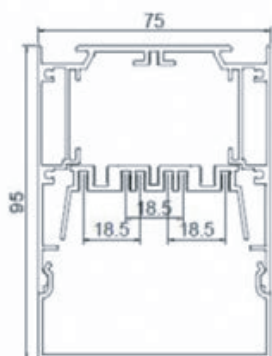


Lamp Data

LED Type	SMD2835
Lamp Life	50000 hrs
CRI	80 Ra
Input Voltage	AC 180-240
Dimming	1-10V/DALI
Ope. Temp.	-20 to +40
IP Rating	IP44

length	500mm	1000mm
Watts	20 W	40 W
Lumens	1600 lm	3200 lm
Weight	1.55 Kgs	3 Kgs
CCT	3000K/4000K. Different CCT upon request	
Body Color	White/Grey/Black	
B. Angle	120°	120°
Dim. /mm	500x75x95	1000x75x95

Dimension Drawing



APPLICATIONS

Ideal for general lighting indoors commercial and residential applications. Such as Showrooms, restaurants, dining rooms, meeting rooms, offices, passages ,corridors, cinema, Super markets, shopping malls, lobbies, museum and exhibition.

PRODUCT DESCRIPTION

Multi installation linear LED light, Aluminum body with Polycarbonate white diffuser.

FIXTURE CONSTRUCTION

Aluminum body with Polycarbonate white diffuser. Available in many colours.

Lamp Options 500mm

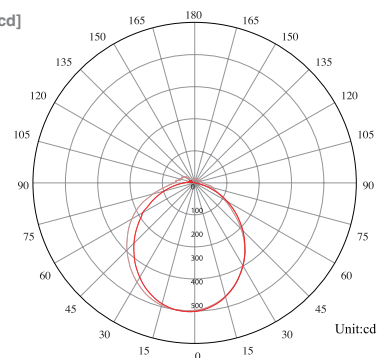
Part Number	CCT	B.Color
XLLS7595WH3500	3000 K	White
XLLS7595WH4500	4000 K	White
XLLS7595GR3500	3000 K	Grey
XLLS7595GR4500	4000 K	Grey
XLLS7595BL3500	3000 K	Black
XLLS7595BL4500	4000 K	Black

Lamp Options 1000mm

Part Number	CCT	B.Color
XLLS7595WH3500	3000 K	White
XLLS7595WH4500	4000 K	White
XLLS7595GR3500	3000 K	Grey
XLLS7595GR4500	4000 K	Grey
XLLS7595BL3500	3000 K	Black
XLLS7595BL4500	4000 K	Black

Photometric Data

15W Light Distribution Curve [Unit: cd]



30W Light Distribution Curve [Unit: cd]

