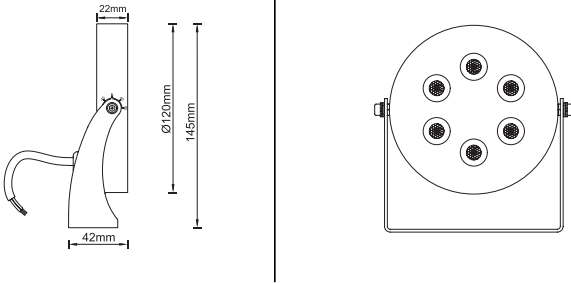


XL marlin Lighting

Exterior Underwater Lighting (OLW6001B) Installation Instruction

The user: thank you for your purchase use this product, read this instruction manual before usage

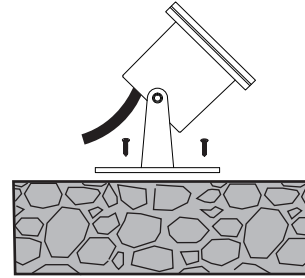
1. Model: OLW6001B
2. Rated Voltage: DC12V
3. Rated Power: 12W
4. IP Grade: IP68
5. Insulation protection level: Class III
6. Operating Temperature: -15~50°C



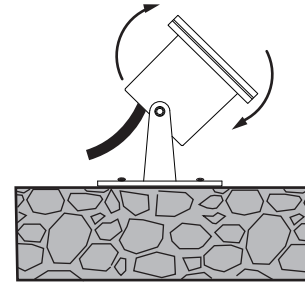
- Always disconnect the power supply before installing or performing any maintenance operations.
- Installation should be carried out by a suitably qualified person in accordance with good electrical practice and the appropriate national wiring regulations.
- These luminaires are widely used in commercial lighting, home decoration lighting, art gallery and museums.
- Only can be touched after 3 minutes later when power off, so as to avoid burns.
- Dismantling and refit are forbidden
- Installation on inflammables is forbidden.

If the external flexible cable or cord of this luminaire is damaged, it shall be exclusively replaced by the manufacturer or his service agent or a similar qualified person in order to avoid a hazard.

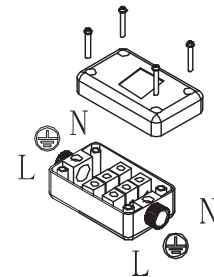
1. INSTALL THE PROJECTOR LIGHT on the location by fixing the bracket on it with the screws.



2. ADJUST THE TILT OF THE LIGHT for a suitable direction for your application.



3. CONNECT THE CABLE .
Live line for L terminal,
Null line for N terminal,
Ground line for E terminal.



IP68



indicate same protection class IP 68 junction box .

The light source of this luminaire is not replaceable; when the source reaches its end of life the whole luminaire shall be replaced

Welcome you again to buy our products