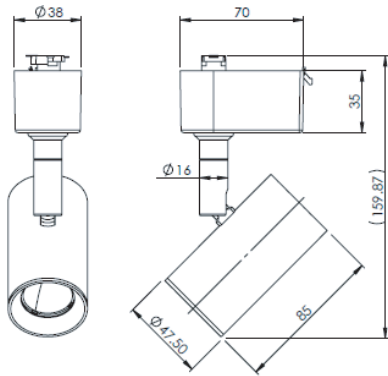


# XL marlin Lighting

## Focus Single Circuit FO Type Spot Light ( FO10SL1XZY ) Installation Instruction

The user: thank you for your purchase use this product, read this instruction manual before usage

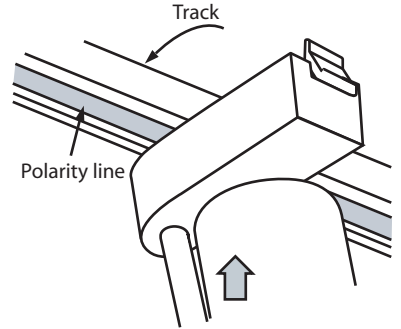
1. Model: FO10SL1XZY
2. Rated Voltage: 120-240 V 50/60 Hz
3. Rated Power: 10W
4. IP Grade: IP20
5. Operating Temperature: C-10 To +45



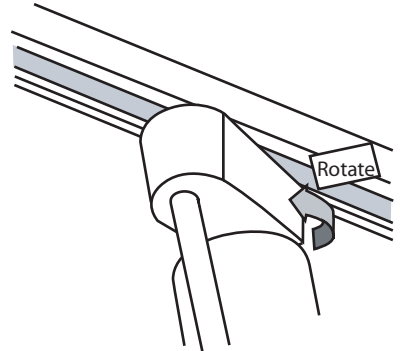
- Always disconnect the power supply before installing or performing any maintenance operations.
- Installation should be carried out by a suitably qualified person in accordance with good electrical practice and the appropriate national wiring regulations.
- These luminaires are widely used in commercial lighting, home decoration lighting, art gallery and museums.
- Only can be touched after 3 minutes later when power off, so as to avoid burns.
- Dismantling and refit are forbidden
- Installation on inflammables is forbidden.

If the external flexible cable or cord of this luminaire is damaged, it shall be exclusively replaced by the manufacturer or his service agent or a similar qualified person in order to avoid a hazard.

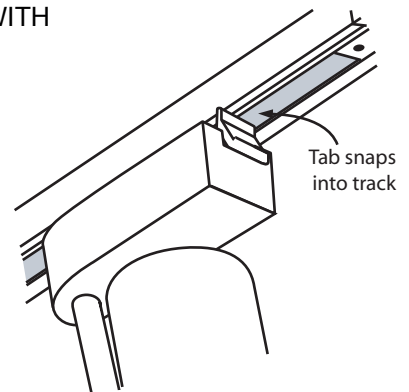
1. INSERT "ADAPTOR CONTACT" INTO THE SLOT IN THE TRACK.



2. ROTATE ADAPTOR 1/4 TURN 90 DEGREES TO LOCKED POSITION.



3. ALIGN THE ADAPTOR WITH POLARITY LINE



4. TO REMOVE, DEPRESS THE LOCKING LEVER AND TURN 90 DEGREES.

The light source of this luminaire is not replaceable; when the source reaches its end of life the whole luminaire shall be replaced

Welcome you again to buy our products