


Model: XLLS10075

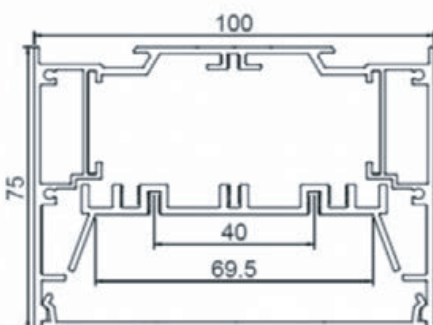


Lamp Data

LED Type	SMD2835
Lamp Life	50000 hrs
CRI	80 Ra
Input Voltage	AC 180-240
Dimming	1-10V/DALI
Ope. Temp.	-20 to +40
IP Rating	IP44

length	500mm	1000mm
Watts	25 W	50 W
Lumens	2000 lm	4000 lm
Weight	1.7 Kgs	3.3 Kgs
CCT	3000K/4000K. Different CCT upon request	
Body Color	White/Grey/Black	
B. Angle	120°	120°
Dim. /mm	500x100x75	1000x100x75

Dimension Drawing



APPLICATIONS

Ideal for general lighting indoors commercial and residential applications. Such as Showrooms, restaurants, dining rooms, meeting rooms, offices, passages ,corridors, cinema, Super markets, shopping malls, lobbies, museum and exhibition.

PRODUCT DESCRIPTION

Multi installation linear LED light, Aluminum body with Polycarbonate white diffuser.

FIXTURE CONSTRUCTION

Aluminum body with Polycarbonate white diffuser. Available in many colours.

Lamp Options 500mm

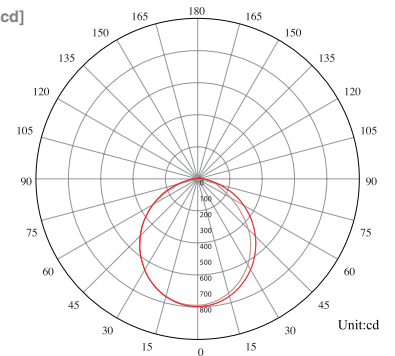
Part Number	CCT	B.Color
XLLS10075WH3500	3000 K	White
XLLS10075WH4500	4000 K	White
XLLS10075GR3500	3000 K	Grey
XLLS10075GR4500	4000 K	Grey
XLLS10075BL3500	3000 K	Black
XLLS10075BL4500	4000 K	Black

Lamp Options 1000mm

Part Number	CCT	B.Color
XLLS10075WH3500	3000 K	White
XLLS10075WH4500	4000 K	White
XLLS10075GR3500	3000 K	Grey
XLLS10075GR4500	4000 K	Grey
XLLS10075BL3500	3000 K	Black
XLLS10075BL4500	4000 K	Black

Photometric Data

15W Light Distribution Curve [Unit: cd]



30W Light Distribution Curve [Unit: cd]

