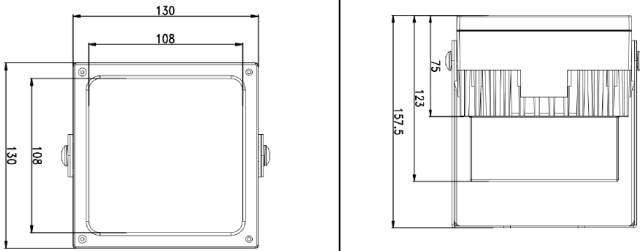


XL marlin Lighting

Garden Projector Lighting (OLFA130) installation Instruction

The user: Thank you for your purchase of this product, read this instruction manual before usage

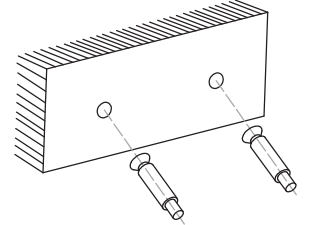
1. Model: OLFA130
2. Rated Voltage: AC85-265V 50-60Hz
3. Rated Power: 36W/48W
4. IP Grade: IP66
5. Operating Temp.: -30°C~+35°C



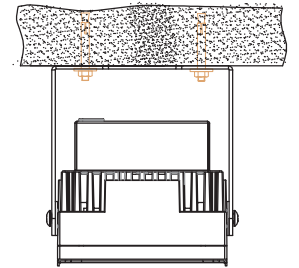
- Always disconnect the power supply before installing or performing any maintenance operations.
- Installation should be carried out by a suitably qualified person in accordance with good electrical practice and the appropriate national wiring regulations.
- These luminaires are widely used in commercial lighting, home decoration lighting, art gallery and museums.
- Only can be touched after 3 minutes later when power off, so as to avoid burns.
- Dismantling and refit are forbidden
- Installation on inflammables is forbidden.

If the external flexible cable or cord of this luminaire is damaged, it shall be exclusively replaced by the manufacturer or his service agent or a similar qualified person in order to avoid a hazard.

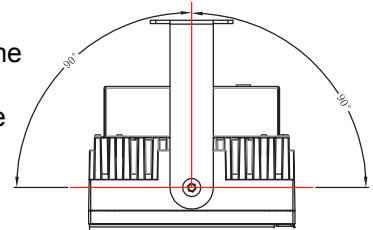
1. Drill holes on the mounting surface and bury 2 expansion screws



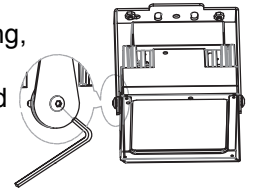
2. Align the holes of the lamp bracket with the M10 expansion screws and tighten them with nuts



3. After the lamp is installed, the appropriate angle can be adjusted, and the adjustable angle can be adjusted between 0-180°.



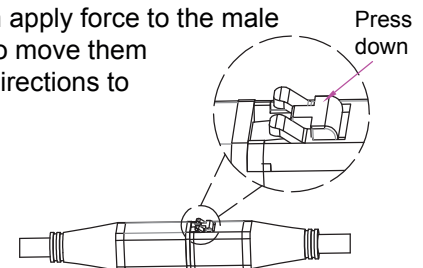
4. After picking the angle and spacing, tighten the screws to prevent rotation, and fix the umbrella head screws to ensure that the bracket cannot slide.



5. The male and female waterproof heads are plugged into each other according to the direction until the buckle snaps into the slot



6. Press down on the anti-detachment buckle of the male head and then apply force to the male and female heads to move them horizontally in two directions to separate them.



The light source of this luminaire is not replaceable; when the source reaches its end of life the whole luminaire shall be replaced

Welcome you again to buy our products