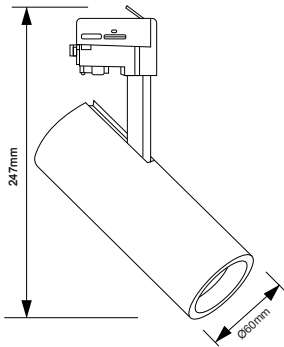


XL marlin Lighting

Focus Three Circuit FOL Type Spot Light (FOL10SL3XZY) Installation Instruction

The user: thank you for your purchase use this product, read this instruction manual before usage

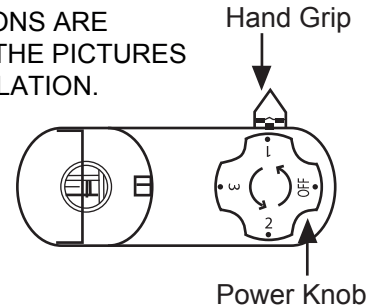
1. Model: FOL10SL3XZY
2. Rated Voltage: 100-240V 50/60 Hz
3. Rated Power: 10W
4. IP Grade: IP20
5. Operating Temperature: C-10 To +45



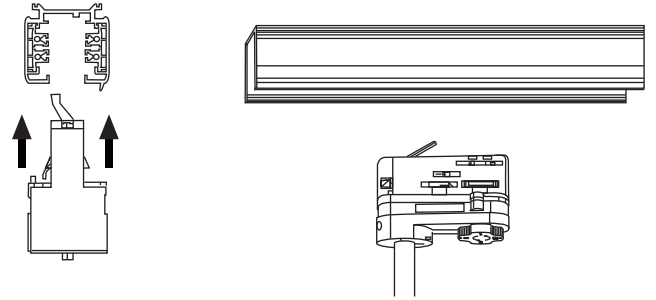
- Always disconnect the power supply before installing or performing any maintenance operations.
- Installation should be carried out by a suitably qualified person in accordance with good electrical practice and the appropriate national wiring regulations.
- These luminaires are widely used in commercial lighting, home decoration lighting, art gallery and museums.
- Only can be touched after 3 minutes later when power off, so as to avoid burns.
- Dismantling and refit are forbidden
- Installation on inflammables is forbidden.

If the external flexible cable or cord of this luminaire is damaged, it shall be exclusively replaced by the manufacturer or his service agent or a similar qualified person in order to avoid a hazard.

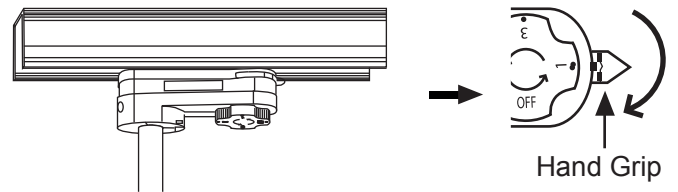
1. MAKE SURE THE POSITIONS ARE EXACTLY THE SAME AS THE PICTURES SHOW BEFORE INSTRALLATION.



2. THE ADAPTOR FLANGE IS IN THE SAME DIRECTION WITH THE TRACK PLANE.



3. REVOLVE THE HAND GRIP IN PLACE,



4. SELECT THE POWER KNOB:
PHASE 1 /PHASE 2/ PHASE 3.
CAN SWING CLOCKWISE AND ANTICLOCKWISE .

