


Model: OLDLR1D



General Data

Power	10 Watts
LED type	2835 SMD LED
Luminous flux	1000LM
CCT	3000K or 4000K as standard. Different CCT upon request.
CRI	80+
Dimension	260x70x72 mm
Cut out dia.	256x66x71mm.
Lamp Life	50000 hrs
SDCM	≤5
Oper. Temp.	-20~40°C
Certifications	CE, RoHS

Construction Data

Color	White/ Black/ Grey
IP rating	IP66 Waterproof
IK rating	IK08
Housing	ABS Housing
Material	Die-casting Aluminum
Diffuser	Frosted Tempered Glass
Cable Gland	IP67
Gasket	silicone gasket

Electrical Data

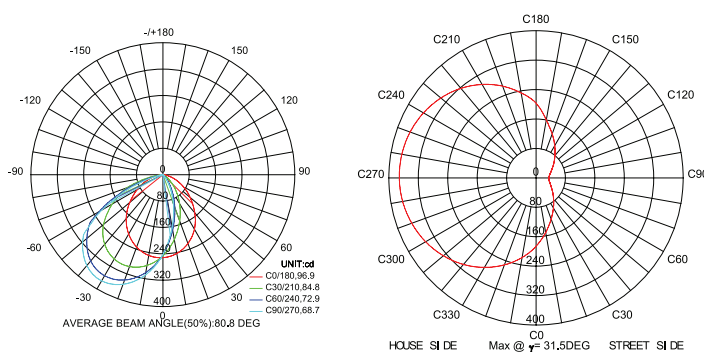
Input voltage	110-240V /50Hz-60Hz
Driver	Philips

Accessories

Mounting Sleeve Plastic recessed box

Clip /

Photometric Data



APPLICATIONS

With its modern design, This is the wall recessed solution for projects that require an attractive design and maximum visual comfort. it is designed and engineered to have a medium-light distribution.

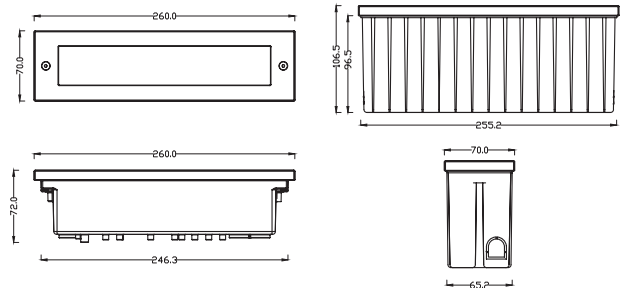
PRODUCT DESCRIPTION

Recessed wall luminaire for outdoor installation, aluminum body, Low power 2835 SMD LED LED, IP65 rating.

FIXTURE CONSTRUCTION

anodized extruded aluminium body, Frost glass diffuser, driver build. Low power 2835 SMD LED, IP66

Dimension Drawing



WHITE LAMP OPTIONS

Part Number	CCT	Body Color
OLDLR1DC3WH	3000 K	White
OLDLR1DC4WH	4000 K	White

BLACK LAMP OPTIONS

Part Number	CCT	Body Color
OLDLR1DC3BL	3000 K	Black
OLDLR1DC4BL	4000 K	Black

GREY LAMP OPTIONS

Part Number	CCT	Body Color
OLDLR1DC3GR	3000 K	Grey
OLDLR1DC3GR	4000 K	Grey